

A.V.C. COLLEGE (AUTONOMOUS)

(UGC recognized "College for Potential with Excellence – Phase I & II)

(NIRF All India Ranking 2020 : College (Rank band : 101-150)

MANNAMPANDAL, MAYILADUTHURAI - 609305




Ph: 04364 – 222264

Fax: 04364 - 222264

Website: www.avccollege.netE-mail: avccollegeauto@gmail.comavcciqacr@gmail.com**Overall - Student Satisfaction Survey on Teaching Learning Process for 2019-20**

1.	Query	How much of the syllabus was covered in the class? (N=3552)				
	Options	85 to100%	70 to84%	55 to69%	30 to 54%	Below 30%
	Response	70.78%	23.14%	4.31%	0.90%	0.87%
2	Query	How well did the teachers prepare for the classes? (N=3552)				
	Options	Thoroughly	Satisfactorily	Poorly	Indifferently	Won't teach at all
	Response	40.26%	55.32%	1.89%	1.72%	0.82%
3	Query	How well were the teachers able to communicate? (N=3552)				
	Options	Always effective	Sometimes effective	Just satisfactorily	Generally Ineffective	Very poor communication
	Response	68.98%	19.37%	8.90%	1.69%	1.07%
4	Query	The teacher's approach to teaching can best be described as (N=3552)				
	Options	Excellent	Very good	Good	Fair	Poor
	Response	45.83%	35.02%	17.29%	1.41%	0.45%
5	Query	Fairness of the internal evaluation process by the teachers. (N=3552)				
	Options	Always Fair	Usually Fair	Sometimes unfair	usually unfair	Unfair
	Response	58.25%	31.81%	7.60%	0.84%	1.49%
6	Query	Was your performance in assignments discussed with you? (N=3552)				
	Options	Everytime	Usually	Occasionally/ Sometimes	Rarely	Never
	Response	52.36%	33.25%	8.08%	4.36%	1.94%
7	Query	The institute takes active interest in promoting internship, student exchange, field visit opportunities for students. (N=3552)				
	Options	Regularly	Often	Sometimes	Rarely	Never
	Response	59.29%	15.77%	17.62%	4.00%	3.32%
8	Query	The teaching and mentoring process in your institution facilitates you in cognitive, social and emotional growth. (N=3552)				
	Options	Significantly	Very well	Moderately	Marginally	Not at all
	Response	33.16%	51.77%	11.01%	1.89%	2.17%
9	Query	The institution provides multiple opportunities to learn and grow (N=3552)				
	Options	Strongly agree	Agree	Neutral	Disagree	Strongly disagree
	Response	44.93%	40.79%	11.46%	2.08%	0.73%
10	Query	Teachers inform you about your expected competencies, course outcomes and programme outcomes. (N=3552)				
	Options	Every time	Usually	Occasionally/ Sometimes	Rarely	Never
	Response	54.48%	33.95%	6.76%	3.49%	1.32%

11	Query	Your mentor does a necessary follow-up with an assigned task to you. (N=3552)				
	Options	Everytime	Usually	Occasionally/ Sometimes	Rarely	I don't have a mentor
	Response	46.48%	33.39%	14.39%	3.15%	2.59%
12	Query	The teachers illustrate the concepts through examples and applications. (N=3552)				
	Options	Every time	Usually	Occasionally/ Sometimes	Rarely	Never
	Response	55.75%	30.87%	10.11%	2.23%	1.04%
13	Query	The teachers identify your strengths and encourage you with providing right level of challenges. (N=3552)				
	Options	Fully	Reasonably	Partially	Slightly	Unable to
	Response	54.50%	29.53%	9.07%	4.00%	2.90%
14	Query	Teachers are able to identify your weaknesses and help you to overcome them. (N=3552)				
	Options	Every time	Usually	Occasionally/ Sometimes	Rarely	Never
	Response	52.62%	28.10%	8.50%	6.62%	4.17%
15	Query	The institution makes effort to engage students in the monitoring, review and continuous quality improvement of the teaching learning process. (N=3552)				
	Options	Strongly agree	Agree	Neutral	Disagree	Strongly disagree
	Response	44.12%	41.19%	11.88%	1.75%	1.07%
16	Query	The institute/ teachers use student centric methods, such as experiential learning, participative learning and problem-solving methodologies for enhancing learning experiences. (N=3552)				
	Options	To a great extent	Moderate	Some what	Very little	Not at all
	Response	47.58%	38.23%	6.73%	5.52%	1.94%
17	Query	Teachers encourage you to participate in extracurricular activities. (N=3552)				
	Options	Strongly agree	Agree	Neutral	Disagree	Strongly disagree
	Response	51.44%	33.87%	11.20%	2.14%	1.35%
18	Query	Efforts are made by the institute/ teachers to inculcate soft skills, life skills and employability skills to make you ready for the world of work. (N=3552)				
	Options	To a great extent	Moderate	Some what	Very little	Not at all
	Response	50.79%	36.29%	6.53%	4.67%	1.72%
19	Query	What percentage of teachers use ICT tools such as LCD projector, Multimedia, etc. while teaching? (N=3552)				
	Options	Above 90%	70 – 89%	50 – 69%	30 – 49%	Below 29%
	Response	43.78%	31.22%	12.02%	4.70%	8.28%
20	Query	The overall quality of teaching-learning process in your institute is very good. (N=3552)				
	Options	Strongly agree	Agree	Neutral	Disagree	Strongly disagree
	Response	50.87%	37.30%	9.66%	1.35%	0.82%


Co-ordinator,
 Internal Quality Assurance Cell (IQAC),
 A.V.C. College (Autonomous),
 Mannampandal, Mayiladuthurai-609 305.


PRINCIPAL,
A.V.C. COLLEGE (Autonomous),
MANNAMPANDAL-609 305,
MAYILADUTURAI,

A.V.C. COLLEGE (AUTONOMOUS)

(UGC recognized "College for Potential with Excellence – Phase I & II")

(NIRF All India Ranking 2020 : College (Rank band : 101-150)

MANNAMPANDAI, MAYILADUTHURAI - 609305



Ph: 04364 – 222264

Fax: 04364 - 222264

Website: www.avccollege.netE-mail: avccollegeauto@gmail.comavccolqarn@gmail.com**Final Year UG - Student Satisfaction Survey on Teaching Learning Process for 2019-20**

1.	Query	How much of the syllabus was covered in the class? (N=1049)				
	Options	85 to 100%	70 to 84%	55 to 69%	30 to 54%	Below 30%
	Response	65.68%	27.74%	4.96%	0.95%	0.67%
2	Query	How well did the teachers prepare for the classes? (N=1049)				
	Options	Thoroughly	Satisfactorily	Poorly	Indifferently	Won't teach at all
	Response	38.13%	58.44%	1.72%	0.86%	0.86%
3	Query	How well were the teachers able to communicate? (N=1049)				
	Options	Always effective	Sometimes effective	Just satisfactorily	Generally ineffective	Very poor communication
	Response	68.06%	20.78%	9.06%	0.76%	1.33%
4	Query	The teacher's approach to teaching can best be described as (N=1049)				
	Options	Excellent	Very good	Good	Fair	Poor
	Response	44.90%	36.61%	16.49%	1.62%	0.38%
5	Query	Fairness of the internal evaluation process by the teachers. (N=1049)				
	Options	Always Fair	Usually Fair	Sometimes unfair	usually unfair	Unfair
	Response	54.53%	34.70%	8.01%	1.24%	1.53%
6	Query	Was your performance in assignments discussed with you? (N=1049)				
	Options	Every time	Usually	Occasionally/ Sometimes	Rarely	Never
	Response	49.95%	33.27%	8.77%	5.82%	2.19%
7	Query	The institute takes active interest in promoting internship, student exchange, field visit opportunities for students. (N=1049)				
	Options	Regularly	Often	Sometimes	Rarely	Never
	Response	54.81%	16.97%	18.49%	5.53%	4.19%
8	Query	The teaching and mentoring process in your Institution facilitates you in cognitive, social and emotional growth. (N=1049)				
	Options	Significantly	Very well	Moderately	Marginally	Not at all
	Response	31.27%	52.24%	11.82%	2.29%	2.38%
9	Query	The institution provides multiple opportunities to learn and grow (N=1049)				
	Options	Strongly agree	Agree	Neutral	Disagree	Strongly disagree
	Response	39.66%	42.52%	14.78%	2.19%	0.86%
10	Query	Teachers inform you about your expected competencies, course outcomes and programme outcomes. (N=1049)				
	Options	Every time	Usually	Occasionally/ Sometimes	Rarely	Never
	Response	52.14%	35.27%	7.53%	4.00%	1.05%

11	Query	Your mentor does a necessary follow-up with an assigned task to you. (N=1049)				
	Options	Every time	Usually	Occasionally/ Sometimes	Rarely	I don't have a mentor
	Response	42.14%	35.46%	17.16%	2.29%	2.96%
12	Query	The teachers illustrate the concepts through examples and applications. (N=1049)				
	Options	Every time	Usually	Occasionally/ Sometimes	Rarely	Never
	Response	55.73%	29.96%	11.26%	1.91%	1.15%
13	Query	The teachers identify your strengths and encourage you with providing right level of challenges. (N=1049)				
	Options	Fully	Reasonably	Partially	Slightly	Unable to
	Response	50.81%	32.51%	9.44%	4.29%	2.96%
14	Query	Teachers are able to identify your weaknesses and help you to overcome them. (N=1049)				
	Options	Every time	Usually	Occasionally/ Sometimes	Rarely	Never
	Response	51.19%	27.36%	9.15%	7.63%	4.67%
15	Query	The institution makes effort to engage students in the monitoring, review and continuous quality improvement of the teaching learning process. (N=1049)				
	Options	Strongly agree	Agree	Neutral	Disagree	Strongly disagree
	Response	39.66%	42.99%	14.39%	1.91%	1.05%
16	Query	The institute/ teachers use student centric methods, such as experiential learning, participative learning and problem-solving methodologies for enhancing learning experiences. (N=1049)				
	Options	To a great extent	Moderate	Some what	Very little	Not at all
	Response	43.66%	40.90%	8.20%	5.53%	1.72%
17	Query	Teachers encourage you to participate in extracurricular activities. (N=1049)				
	Options	Strongly Agree	Agree	Neutral	Disagree	Strongly disagree
	Response	45.66%	36.51%	14.01%	2.29%	1.53%
18	Query	Efforts are made by the institute/ teachers to inculcate soft skills, life skills and employability skills to make you ready for the world of work. (N=1049)				
	Options	To a great extent	Moderate	Some what	Very little	Not at all
	Response	49.86%	36.62%	7.34%	5.05%	1.33%
19	Query	What percentage of teachers use ICT tools such as LCD projector, Multimedia, etc. while teaching? (N=1049)				
	Options	Above 90%	70 – 89%	50 – 69%	30 – 49%	Below 29%
	Response	43.28%	32.13%	12.30%	4.58%	7.72%
20	Query	The overall quality of teaching-learning process in your institute is very good. (N=1049)				
	Options	Strongly Agree	Agree	Neutral	Disagree	Strongly disagree
	Response	45.00%	42.42%	10.49%	1.24%	0.86%



Co-ordinator,

Internal Quality Assurance Cell (IQAC),
A.V.C. College (Autonomous),
Mannampandal, Mayiladuthurai-609 305.



PRINCIPAL,

**A.V.C. COLLEGE (Autonomous),
MANNAMPANDAL-609 305,
MAYILADUTURAI.**



A.V.C. COLLEGE (AUTONOMOUS)

(UGC recognized "College for Potential with Excellence – Phase I & II")

(NIRF All India Ranking 2020 : College (Rank band : 101-150)

MANNAMPANDAL, MAYILADUTHURAI - 609305



Ph: 04364 – 222264



Fax: 04364 - 222264

Website: www.avccollege.netE-mail: avccollegeauto@gmail.comavcciqacr@gmail.com**Final year PG - Student Satisfaction Survey on Teaching Learning Process for 2019-20**

1.	Query	How much of the syllabus was covered in the class? (N=203)				
	Options	85 to 100%	70 to 84%	55 to 69%	30 to 54%	Below 30%
	Response	77.83%	18.72%	3.45%	Nil	Nil
2	Query	How well did the teachers prepare for the classes? (N=203)				
	Options	Thoroughly	Satisfactorily	Poorly	Indifferently	Won't teach at all
	Response	37.93%	60.59%	0.49%	0.49%	0.49%
3	Query	How well were the teachers able to communicate? (N=203)				
	Options	Always effective	Sometimes effective	Just satisfactorily	Generally ineffective	Very poor communication
	Response	73.40%	22.66%	3.45%	0.49%	Nil
4	Query	The teacher's approach to teaching can best be described as (N=203)				
	Options	Excellent	Very good	Good	Fair	Poor
	Response	45.32%	37.44%	15.76%	1.48%	Nil
5	Query	Fairness of the internal evaluation process by the teachers. (N=203)				
	Options	Always Fair	Usually Fair	Sometimes unfair	usually unfair	Unfair
	Response	61.08%	30.05%	5.91%	0.99%	1.97%
6	Query	Was your performance in assignments discussed with you? (N=203)				
	Options	Every time	Usually	Occasionally/ Sometimes	Rarely	Never
	Response	49.26%	36.45%	8.87%	3.94%	1.48%
7	Query	The institute takes active interest in promoting internship, student exchange, field visit opportunities for students. (N=203)				
	Options	Regularly	Often	Sometimes	Rarely	Never
	Response	49.26%	24.63%	20.20%	3.94%	1.97%
8	Query	The teaching and mentoring process in your institution facilitates you in cognitive, social and emotional growth. (N=203)				
	Options	Significantly	Very well	Moderately	Marginally	Not at all
	Response	24.63%	56.16%	16.26%	1.48%	1.48%
9	Query	The institution provides multiple opportunities to learn and grow (N=203)				
	Options	Strongly agree	Agree	Neutral	Disagree	Strongly disagree
	Response	42.86%	43.84%	11.82%	1.48%	Nil
10	Query	Teachers inform you about your expected competencies, course outcomes and programme outcomes. (N=203)				
	Options	Every time	Usually	Occasionally/ Sometimes	Rarely	Never
	Response	55.17%	35.96%	6.40%	2.46%	Nil

11	Query	Your mentor does a necessary follow-up with an assigned task to you. (N=203)				
	Options	Every time	Usually	Occasionally/ Sometimes	Rarely	I don't have a mentor
	Response	43.35%	39.90%	12.32%	3.45%	0.99%
12	Query	The teachers illustrate the concepts through examples and applications. (N=203)				
	Options	Every time	Usually	Occasionally/ Sometimes	Rarely	Never
	Response	52.22%	39.41%	7.39%	0.99%	Nil
13	Query	The teachers identify your strengths and encourage you with providing right level of challenges. (N=203)				
	Options	Fully	Reasonably	Partially	Slightly	Unable to
	Response	57.14%	31.03%	8.37%	2.46%	0.99%
14	Query	Teachers are able to identify your weaknesses and help you to overcome them. (N=203)				
	Options	Every time	Usually	Occasionally/ Sometimes	Rarely	Never
	Response	48.77%	33.99%	9.85%	3.94%	3.45%
15	Query	The institution makes effort to engage students in the monitoring, review and continuous quality improvement of the teaching learning process. (N=203)				
	Options	Strongly agree	Agree	Neutral	Disagree	Strongly disagree
	Response	43.35%	44.33%	10.84%	0.49%	0.99%
16	Query	The institute/ teachers use student centric methods, such as experiential learning, participative learning and problem-solving methodologies for enhancing learning experiences. (N=203)				
	Options	To a great extent	Moderate	Some what	Very little	Not at all
	Response	46.80%	46.31%	4.93%	1.48%	0.49%
17	Query	Teachers encourage you to participate in extracurricular activities. (N=203)				
	Options	Strongly Agree	Agree	Neutral	Disagree	Strongly disagree
	Response	47.78%	39.41%	10.34%	1.97%	0.49%
18	Query	Efforts are made by the institute/ teachers to inculcate soft skills, life skills and employability skills to make you ready for the world of work. (N=203)				
	Options	To a great extent	Moderate	Some what	Very little	Not at all
	Response	47.78%	46.80%	3.45%	1.48%	0.49%
19	Query	What percentage of teachers use ICT tools such as LCD projector, Multimedia, etc. while teaching? (N=203)				
	Options	Above 90%	70 – 89%	50 – 69%	30 – 49%	Below 29%
	Response	41.87%	36.45%	12.32%	4.43%	4.93%
20	Query	The overall quality of teaching-learning process in your institute is very good. (N=203)				
	Options	Strongly Agree	Agree	Neutral	Disagree	Strongly disagree
	Response	51.23%	41.38%	6.90%	0.49%	Nil


Co-ordinator,
 Internal Quality Assurance Cell (IQAC),
 A.V.C. College (Autonomous),
 Mannampandal, Mayiladuthurai-609 305.


PRINCIPAL,
A.V.C. COLLEGE (Autonomous),
MANNAMPANDAL-609 305,
MAYILADUTURAI.


A.V.C. COLLEGE (AUTONOMOUS)

(UGC recognized "College for Potential with Excellence – Phase I & II)

(NIRF All India Ranking 2020 : College (Rank band : 101-150)

MANNAMPANDAL, MAYILADUTHURAI - 609305



Ph: 04364 – 222264

Fax: 04364 - 222264

Website: www.avccollege.netE-mail: avccollegeauto@gmail.comavcciqacr@gmail.com**Day College- Student Satisfaction Survey on Teaching Learning Process for 2019-20**


1.	Query	How much of the syllabus was covered in the class? (N=797)				
	Options	85 to100%	70 to84%	55 to69%	30 to 54%	Below 30%
	Response	69.01%	24.34%	4.64%	1.13%	0.88%
2	Query	How well did the teachers prepare for the classes? (N=797)				
	Options	Thoroughly	Satisfactorily	Poorly	Indifferently	Won't teach at all
	Response	45.04%	48.81%	2.01%	2.51%	1.63%
3	Query	How well were the teachers able to communicate? (N=797)				
	Options	Always effective	Sometimes effective	Just satisfactorily	Generally ineffective	Very poor communication
	Response	65.62%	21.46%	9.28%	2.51%	1.13%
4	Query	The teacher's approach to teaching can best be described as (N=797)				
	Options	Excellent	Very good	Good	Fair	Poor
	Response	46.80%	33.50%	17.19%	1.76%	0.75%
5	Query	Fairness of the internal evaluation process by the teachers. (N=797)				
	Options	Always Fair	Usually Fair	Sometimes unfair	usually unfair	Unfair
	Response	60.35%	29.36%	7.65%	0.75%	1.88%
6	Query	Was your performance in assignments discussed with you? (N=797)				
	Options	Everytime	Usually	Occasionally/ Sometimes	Rarely	Never
	Response	54.08%	32.62%	7.53%	3.64%	2.13%
7	Query	The institute takes active interest in promoting internship, student exchange, field visit opportunities for students. (N=797)				
	Options	Regularly	Often	Sometimes	Rarely	Never
	Response	61.23%	15.18%	15.68%	4.14%	3.76%
8	Query	The teaching and mentoring process in your institution facilitates you in cognitive, social and emotional growth. (N=797)				
	Options	Significantly	Very well	Moderately	Marginally	Not at all
	Response	35.76%	49.18%	10.66%	2.13%	2.26%
9	Query	The institution provides multiple opportunities to learn and grow (N=797)				
	Options	Strongly agree	Agree	Neutral	Disagree	Strongly disagree
	Response	45.42%	39.27%	12.67%	1.88%	0.75%
10	Query	Teachers inform you about your expected competencies, course outcomes and programme outcomes. (N=797)				
	Options	Every time	Usually	Occasionally/ Sometimes	Rarely	Never
	Response	54.20%	33.50%	8.03%	2.26%	2.01%

11	Query	Your mentor does a necessary follow-up with an assigned task to you. (N=797)				
	Options	Everytime	Usually	Occasionally/ Sometimes	Rarely	I don't have a mentor
	Response	47.80%	32.75%	13.43%	3.39%	2.63%
12	Query	The teachers illustrate the concepts through examples and applications. (N=797)				
	Options	Every time	Usually	Occasionally/ Sometimes	Rarely	Never
	Response	55.58%	30.74%	9.41%	2.89%	1.38%
13	Query	The teachers identify your strengths and encourage you with providing right level of challenges. (N=797)				
	Options	Fully	Reasonably	Partially	Slightly	Unable to
	Response	55.46%	27.85%	9.28%	4.14%	3.26%
14	Query	Teachers are able to identify your weaknesses and help you to overcome them. (N=797)				
	Options	Every time	Usually	Occasionally/ Sometimes	Rarely	Never
	Response	52.07%	29.86%	7.15%	7.15%	3.76%
15	Query	The institution makes effort to engage students in the monitoring, review and continuous quality improvement of the teaching learning process. (N=797)				
	Options	Strongly agree	Agree	Neutral	Disagree	Strongly disagree
	Response	44.54%	37.77%	14.68%	1.76%	1.25%
16	Query	The institute/ teachers use student centric methods, such as experiential learning, participative learning and problem-solving methodologies for enhancing learning experiences. (N=797)				
	Options	To a great extent	Moderate	Some what	Very little	Not at all
	Response	49.44%	34.88%	7.78%	5.65%	2.26%
17	Query	Teachers encourage you to participate in extracurricular activities. (N=797)				
	Options	Strongly agree	Agree	Neutral	Disagree	Strongly disagree
	Response	53.07%	29.74%	12.80%	2.63%	1.76%
18	Query	Efforts are made by the institute/ teachers to inculcate soft skills, life skills and employability skills to make you ready for the world of work. (N=797)				
	Options	To a great extent	Moderate	Some what	Very little	Not at all
	Response	53.70%	33.50%	6.40%	5.02%	1.38%
19	Query	What percentage of teachers use ICT tools such as LCD projector, Multimedia, etc. while teaching? (N=797)				
	Options	Above 90%	70 – 89%	50 – 69%	30 – 49%	Below 29%
	Response	47.05%	30.49%	9.03%	5.90%	7.53%
20	Query	The overall quality of teaching-learning process in your institute is very good. (N=797)				
	Options	Strongly agree	Agree	Neutral	Disagree	Strongly disagree
	Response	51.82%	34.25%	11.54%	1.51%	0.88%



Co-ordinator,

Internal Quality Assurance Cell (IQAC),
A.V.C. College (Autonomous),
Mannampandal, Mayiladuthurai-609 305.


PRINCIPAL,
A.V.C. COLLEGE (Autonomous),
MANNAMPANDAL-609 305,
MAYILADUTURAI,

A.V.C. COLLEGE (AUTONOMOUS)

(UGC recognized "College for Potential with Excellence – Phase I & II)

(NIRF All India Ranking 2020 : College (Rank band : 101-150)

MANNAMPANDAL, MAYILADUTHURAI - 609305




Ph: 04364 – 222264

Fax: 04364 - 222264

Website: www.avccollege.netE-mail: avccollegeauto@gmail.comavcciqacr@gmail.com**Evening Session - Student Satisfaction Survey on Teaching Learning Process for 2019-20**


1.	Query	How much of the syllabus was covered in the class? (N=2755)				
	Options	85 to100%	70 to84%	55 to69%	30 to 54%	Below 30%
	Response	71.29%	22.79%	4.21%	0.83%	0.87%
2	Query	How well did the teachers prepare for the classes? (N=2755)				
	Options	Thoroughly	Satisfactorily	Poorly	Indifferently	Won't teach at all
	Response	38.87%	57.21%	1.85%	1.49%	0.58%
3	Query	How well were the teachers able to communicate? (N=2755)				
	Options	Always effective	Sometimes effective	Just satisfactorily	Generally ineffective	Very poor communication
	Response	69.95%	18.77%	8.78%	1.45%	1.05%
4	Query	The teacher's approach to teaching can best be described as (N=2755)				
	Options	Excellent	Very good	Good	Fair	Poor
	Response	45.55%	35.46%	17.31%	1.31%	0.36%
5	Query	Fairness of the internal evaluation process by the teachers. (N=2755)				
	Options	Always Fair	Usually Fair	Sometimes unfair	usually unfair	Unfair
	Response	57.64%	32.52%	7.59%	0.87%	1.38%
6	Query	Was your performance in assignments discussed with you? (N=2755)				
	Options	Everytime	Usually	Occasionally/ Sometimes	Rarely	Never
	Response	51.87%	33.43%	8.24%	4.57%	1.89%
7	Query	The institute takes active interest in promoting internship, student exchange, field visit opportunities for students. (N=2755)				
	Options	Regularly	Often	Sometimes	Rarely	Never
	Response	58.73%	15.93%	18.19%	3.96%	3.19%
8	Query	The teaching and mentoring process in your institution facilitates you in cognitive, social and emotional growth. (N=2755)				
	Options	Significantly	Very well	Moderately	Marginally	Not at all
	Response	32.41%	52.52%	11.11%	1.81%	2.14%
9	Query	The institution provides multiple opportunities to learn and grow (N=2755)				
	Options	Strongly agree	Agree	Neutral	Disagree	Strongly disagree
	Response	44.79%	41.23%	11.11%	2.14%	0.73%
10	Query	Teachers inform you about your expected competencies, course outcomes and programme outcomes. (N=2755)				
	Options	Every time	Usually	Occasionally/ Sometimes	Rarely	Never
	Response	54.56%	34.08%	6.39%	3.85%	1.13%

11	Query	Your mentor does a necessary follow-up with an assigned task to you. (N=2755)				
	Options	Everytime	Usually	Occasionally/ Sometimes	Rarely	I don't have a mentor
	Response	46.10%	33.58%	14.66%	3.09%	2.58%
12	Query	The teachers illustrate the concepts through examples and applications. (N=2755)				
	Options	Every time	Usually	Occasionally/ Sometimes	Rarely	Never
	Response	55.79%	30.91%	10.32%	2.03%	0.94%
13	Query	The teachers identify your strengths and encourage you with providing right level of challenges. (N=2755)				
	Options	Fully	Reasonably	Partially	Slightly	Unable to
	Response	54.23%	30.02%	9.00%	3.96%	2.79%
14	Query	Teachers are able to identify your weaknesses and help you to overcome them. (N=2755)				
	Options	Every time	Usually	Occasionally/ Sometimes	Rarely	Never
	Response	52.78%	27.59%	8.89%	6.46%	4.28%
15	Query	The institution makes effort to engage students in the monitoring, review and continuous quality improvement of the teaching learning process. (N=2755)				
	Options	Strongly agree	Agree	Neutral	Disagree	Strongly disagree
	Response	43.99%	42.18%	11.07%	1.74%	1.02%
16	Query	The institute/ teachers use student centric methods, such as experiential learning, participative learning and problem-solving methodologies for enhancing learning experiences. (N=2755)				
	Options	To a great extent	Moderate	Some what	Very little	Not at all
	Response	47.04%	39.20%	6.42%	5.48%	1.85%
17	Query	Teachers encourage you to participate in extracurricular activities. (N=2755)				
	Options	Strongly agree	Agree	Neutral	Disagree	Strongly disagree
	Response	50.96%	35.06%	10.74%	2.00%	1.23%
18	Query	Efforts are made by the institute/ teachers to inculcate soft skills, life skills and employability skills to make you ready for the world of work. (N=2755)				
	Options	To a great extent	Moderate	Some what	Very little	Not at all
	Response	49.95%	37.10%	6.57%	4.57%	1.81%
19	Query	What percentage of teachers use ICT tools such as LCD projector, Multimedia, etc. while teaching? (N=2755)				
	Options	Above 90%	70 - 89%	50 - 69%	30 - 49%	Below 29%
	Response	42.83%	31.43%	12.89%	4.36%	8.49%
20	Query	The overall quality of teaching-learning process in your institute is very good. (N=2755)				
	Options	Strongly agree	Agree	Neutral	Disagree	Strongly disagree
	Response	50.60%	38.19%	9.11%	1.31%	0.80%



Co-ordinator,

Internal Quality Assurance Cell (IQAC),
A.V.C. College (Autonomous),
Mannampandal, Mayiladuthurai-609 305.



PRINCIPAL,

**A.V.C. COLLEGE (Autonomous),
MANNAMPANDAL-609 305,
MAYILADUTURAI.**



A.V.C. COLLEGE (AUTONOMOUS)

(UGC recognized "College for Potential with Excellence – Phase I & II)

(NIRF All India Ranking 2020 : College (Rank band : 101-150)

MANNAMPANDAL, MAYILADUTHURAI - 609305



Ph: 04364 – 222264


Fax: 04364 - 222264

Website: www.avccollege.netE-mail: avcccollegeauto@gmail.comavcciqacr@gmail.com**All UG Courses- Student Satisfaction Survey on Teaching Learning Process for 2019-20**

1.	Query	How much of the syllabus was covered in the class? (N=3152)				
	Options	85 to100%	70 to84%	55 to69%	30 to 54%	Below 30%
	Response	70.18%	23.45%	4.41%	0.98%	0.98%
2	Query	How well did the teachers prepare for the classes? (N=3152)				
	Options	Thoroughly	Satisfactorily	Poorly	Indifferently	Won't teach at all
	Response	40.67%	54.63%	1.97%	1.87%	0.86%
3	Query	How well were the teachers able to communicate? (N=3152)				
	Options	Always effective	Sometimes effective	Just satisfactorily	Generally ineffective	Very poor communication
	Response	68.24%	19.42%	9.42%	1.78%	1.14%
4	Query	The teacher's approach to teaching can best be described as (N=3152)				
	Options	Excellent	Very good	Good	Fair	Poor
	Response	45.88%	34.58%	17.61%	1.46%	0.48%
5	Query	Fairness of the internal evaluation process by the teachers. (N=3152)				
	Options	Always Fair	Usually Fair	Sometimes unfair	usually unfair	Unfair
	Response	58.19%	31.47%	7.96%	0.89%	1.49%
6	Query	Was your performance in assignments discussed with you? (N=3152)				
	Options	Every time	Usually	Occasionally/ Sometimes	Rarely	Never
	Response	52.44%	32.90%	8.12%	4.51%	2.03%
7	Query	The institute takes active interest in promoting internship, student exchange, field visit opportunities for students. (N=3152)				
	Options	Regularly	Often	Sometimes	Rarely	Never
	Response	59.90%	15.16%	17.39%	4.00%	3.55%
8	Query	The teaching and mentoring process in your institution facilitates you in cognitive, social and emotional growth. (N=3152)				
	Options	Significantly	Very well	Moderately	Marginally	Not at all
	Response	34.14%	51.24%	10.47%	1.90%	2.25%
9	Query	The institution provides multiple opportunities to learn and grow (N=3152)				
	Options	Strongly agree	Agree	Neutral	Disagree	Strongly disagree
	Response	45.11%	40.36%	11.64%	2.13%	0.76%
10	Query	Teachers inform you about your expected competencies, course outcomes and programme outcomes. (N=3152)				
	Options	Every time	Usually	Occasionally/ Sometimes	Rarely	Never
	Response	54.31%	33.82%	6.79%	3.71%	1.36%

11	Query	Your mentor does a necessary follow-up with an assigned task to you. (N=3152)				
	Options	Every time	Usually	Occasionally/ Sometimes	Rarely	I don't have a mentor
	Response	47.05%	32.33%	14.63%	3.24%	2.76%
12	Query	The teachers illustrate the concepts through examples and applications. (N=3152)				
	Options	Every time	Usually	Occasionally/ Sometimes	Rarely	Never
	Response	56.03%	30.06%	10.41%	2.35%	1.14%
13	Query	The teachers identify your strengths and encourage you with providing right level of challenges. (N=3152)				
	Options	Fully	Reasonably	Partially	Slightly	Unable to
	Response	54.41%	29.12%	9.11%	4.19%	3.17%
14	Query	Teachers are able to identify your weaknesses and help you to overcome them. (N=3152)				
	Options	Every time	Usually	Occasionally/ Sometimes	Rarely	Never
	Response	53.01%	27.38%	8.38%	6.92%	4.31%
15	Query	The institution makes effort to engage students in the monitoring, review and continuous quality improvement of the teaching learning process. (N=3152)				
	Options	Strongly agree	Agree	Neutral	Disagree	Strongly disagree
	Response	44.26%	40.64%	12.21%	1.87%	1.02%
16	Query	The institute/ teachers use student centric methods, such as experiential learning, participative learning and problem-solving methodologies for enhancing learning experiences. (N=3152)				
	Options	To a great extent	Moderate	Some what	Very little	Not at all
	Response	47.97%	37.40%	6.82%	5.77%	2.03%
17	Query	Teachers encourage you to participate in extracurricular activities. (N=3152)				
	Options	Strongly Agree	Agree	Neutral	Disagree	Strongly disagree
	Response	52.13%	33.03%	11.20%	2.22%	1.43%
18	Query	Efforts are made by the institute/ teachers to inculcate soft skills, life skills and employability skills to make you ready for the world of work. (N=3152)				
	Options	To a great extent	Moderate	Some what	Very little	Not at all
	Response	51.65%	34.68%	6.76%	5.04%	1.87%
19	Query	What percentage of teachers use ICT tools such as LCD projector, Multimedia, etc. while teaching? (N=3152)				
	Options	Above 90%	70 – 89%	50 – 69%	30 – 49%	Below 29%
	Response	44.26%	30.23%	12.09%	4.73%	8.69%
20	Query	The overall quality of teaching-learning process in your institute is very good. (N=3152)				
	Options	Strongly Agree	Agree	Neutral	Disagree	Strongly disagree
	Response	51.08%	36.61%	10.06%	1.40%	0.86%


Co-ordinator,
 Internal Quality Assurance Cell (IQAC),
 A.V.C. College (Autonomous),
 Mannampandal, Mayiladuthurai-609 305.


PRINCIPAL,
A.V.C. COLLEGE (Autonomous),
MANNAMPANDAL-609 305,
MAYILADUTURAI.

A.V.C. COLLEGE (AUTONOMOUS)

(UGC recognized "College for Potential with Excellence – Phase I & II)

(NIRF All India Ranking 2020 : College (Rank band : 101-150)

MANNAMPANDAL, MAYILADUTHURAI - 609305




Ph: 04364 – 222264

Fax: 04364 - 222264

Website: www.avccollege.netE-mail: avcccollegeauto@gmail.comavcciqacr@gmail.com**All PG Courses - Student Satisfaction Survey on Teaching Learning Process for 2019-20**


1.	Query	How much of the syllabus was covered in the class? (N=400)				
	Options	85 to100%	70 to84%	55 to69%	30 to 54%	Below 30%
	Response	75.50%	20.75%	3.50%	0.25%	0%
2	Query	How well did the teachers prepare for the classes? (N=400)				
	Options	Thoroughly	Satisfactorily	Poorly	Indifferently	Won't teach at all
	Response	37.00%	60.75%	1.25%	0.50%	0.50%
3	Query	How well were the teachers able to communicate? (N=400)				
	Options	Always effective	Sometimes effective	Just satisfactorily	Generally ineffective	Very poor communication
	Response	74.75%	19.00%	4.75%	1.00%	0.50%
4	Query	The teacher's approach to teaching can best be described as (N=400)				
	Options	Excellent	Very good	Good	Fair	Poor
	Response	45.50%	38.50%	14.75%	1.00%	0.25%
5	Query	Fairness of the internal evaluation process by the teachers. (N=400)				
	Options	Always Fair	Usually Fair	Sometimes unfair	usually unfair	Unfair
	Response	58.75%	34.50%	4.75%	0.50%	1.50%
6	Query	Was your performance in assignments discussed with you? (N=400)				
	Options	Every time	Usually	Occasionally/ Sometimes	Rarely	Never
	Response	51.75%	36.00%	7.75%	3.25%	1.25%
7	Query	The institute takes active interest in promoting internship, student exchange, field visit opportunities for students. (N=400)				
	Options	Regularly	Often	Sometimes	Rarely	Never
	Response	54.50%	20.50%	19.50%	4.00%	1.50%
8	Query	The teaching and mentoring process in your institution facilitates you in cognitive, social and emotional growth. (N=400)				
	Options	Significantly	Very well	Moderately	Marginally	Not at all
	Response	25.50%	56.00%	15.25%	1.75%	1.50%
9	Query	The institution provides multiple opportunities to learn and grow (N=400)				
	Options	Strongly agree	Agree	Neutral	Disagree	Strongly disagree
	Response	43.50%	44.25%	10.00%	1.75%	0.50%
10	Query	Teachers inform you about your expected competencies, course outcomes and programme outcomes. (N=400)				
	Options	Every time	Usually	Occasionally/ Sometimes	Rarely	Never
	Response	55.75%	35.00%	6.50%	1.75%	1.00%

11	Query	Your mentor does a necessary follow-up with an assigned task to you. (N=400)				
	Options	Every time	Usually	Occasionally/ Sometimes	Rarely	I don't have a mentor
	Response	42.00%	41.75%	12.50%	2.50%	1.25%
12	Query	The teachers illustrate the concepts through examples and applications. (N=400)				
	Options	Every time	Usually	Occasionally/ Sometimes	Rarely	Never
	Response	53.50%	37.25%	7.75%	1.25%	0.25%
13	Query	The teachers identify your strengths and encourage you with providing right level of challenges. (N=400)				
	Options	Fully	Reasonably	Partially	Slightly	Unable to
	Response	55.25%	32.75%	8.75%	2.50%	0.75%
14	Query	Teachers are able to identify your weaknesses and help you to overcome them. (N=400)				
	Options	Every time	Usually	Occasionally/ Sometimes	Rarely	Never
	Response	49.50%	33.75%	9.50%	4.25%	3.00%
15	Query	The institution makes effort to engage students in the monitoring, review and continuous quality improvement of the teaching learning process. (N=400)				
	Options	Strongly agree	Agree	Neutral	Disagree	Strongly disagree
	Response	1.50%	45.50%	9.25%	0.75%	1.50%
16	Query	The institute/ teachers use student centric methods, such as experiential learning, participative learning and problem-solving methodologies for enhancing learning experiences. (N=400)				
	Options	To a great extent	Moderate	Some what	Very little	Not at all
	Response	44.50%	44.75%	6.00%	3.50%	1.25%
17	Query	Teachers encourage you to participate in extracurricular activities. (N=400)				
	Options	Strongly Agree	Agree	Neutral	Disagree	Strongly disagree
	Response	46.00%	40.50%	11.25%	1.50%	0.75%
18	Query	Efforts are made by the institute/ teachers to inculcate soft skills, life skills and employability skills to make you ready for the world of work. (N=400)				
	Options	To a great extent	Moderate	Some what	Very little	Not at all
	Response	44.00%	49.00%	4.75%	1.75%	0.50%
19	Query	What percentage of teachers use ICT tools such as LCD projector, Multimedia, etc. while teaching? (N=400)				
	Options	Above 90%	70 – 89%	50 – 69%	30 – 49%	Below 29%
	Response	40.00%	39.00%	11.50%	4.50%	5.00%
20	Query	The overall quality of teaching-learning process in your institute is very good. (N=400)				
	Options	Strongly Agree	Agree	Neutral	Disagree	Strongly disagree
	Response	49.25%	42.75%	6.50%	1.00%	0.50%



Co-ordinator,

Internal Quality Assurance Cell (IQAC),
A.V.C. College (Autonomous),
Mannampandal, Mayiladuthurai-609 305.


PRINCIPAL,
A.V.C. COLLEGE (Autonomous),
MANNAMPANDAL-609 305,
MAYILADUTURAI.

A.V.C. COLLEGE (AUTONOMOUS)

(UGC recognized "College for Potential with Excellence – Phase I & II)

(NIRF All India Ranking 2020 : College (Rank band : 101-150)

MANNAMPANDAL, MAYILADUTHURAI - 609305




Ph: 04364 – 222264

Fax: 04364 - 222264

Website: www.avccollege.netE-mail: avcccollegeauto@gmail.comavcciqacr@gmail.com**All Arts students- Student Satisfaction Survey on Teaching Learning Process for 2019-20**

1.	Query	How much of the syllabus was covered in the class? (N=1295)				
	Options	85 to 100%	70 to 84%	55 to 69%	30 to 54%	Below 30%
	Response	70.58%	23.32%	3.24%	1.24%	1.62%
2	Query	How well did the teachers prepare for the classes? (N=1295)				
	Options	Thoroughly	Satisfactorily	Poorly	Indifferently	Won't teach at all
	Response	41.62%	53.05%	1.78%	2.39%	1.16%
3	Query	How well were the teachers able to communicate? (N=1295)				
	Options	Always effective	Sometimes effective	Just satisfactorily	Generally ineffective	Very poor communication
	Response	72.97%	16.29%	7.34%	1.78%	1.62%
4	Query	The teacher's approach to teaching can best be described as (N=1295)				
	Options	Excellent	Very good	Good	Fair	Poor
	Response	50.50%	32.05%	15.29%	1.39%	0.77%
5	Query	Fairness of the internal evaluation process by the teachers. (N=1295)				
	Options	Always Fair	Usually Fair	Sometimes unfair	usually unfair	Unfair
	Response	59.54%	29.42%	8.19%	1.31%	1.54%
6	Query	Was your performance in assignments discussed with you? (N=1295)				
	Options	Every time	Usually	Occasionally/ Sometimes	Rarely	Never
	Response	56.37%	29.88%	7.57%	4.02%	2.16%
7	Query	The institute takes active interest in promoting internship, student exchange, field visit opportunities for students. (N=1295)				
	Options	Regularly	Often	Sometimes	Rarely	Never
	Response	60.69%	15.91%	16.37%	3.55%	3.47%
8	Query	The teaching and mentoring process in your institution facilitates you in cognitive, social and emotional growth. (N=1295)				
	Options	Significantly	Very well	Moderately	Marginally	Not at all
	Response	36.99%	50.73%	8.03%	1.54%	2.70%
9	Query	The institution provides multiple opportunities to learn and grow (N=1295)				
	Options	Strongly agree	Agree	Neutral	Disagree	Strongly disagree
	Response	49.27%	37.76%	9.88%	2.01%	1.08%
10	Query	Teachers inform you about your expected competencies, course outcomes and programme outcomes. (N=1295)				
	Options	Every time	Usually	Occasionally/ Sometimes	Rarely	Never
	Response	58.61%	31.20%	5.56%	2.93%	1.70%

11	Query	Your mentor does a necessary follow-up with an assigned task to you. (N=1295)				
	Options	Every time	Usually	Occasionally/ Sometimes	Rarely	I don't have a mentor
	Response	50.27%	30.04%	13.28%	3.01%	3.40%
12	Query	The teachers illustrate the concepts through examples and applications. (N=1295)				
	Options	Every time	Usually	Occasionally/ Sometimes	Rarely	Never
	Response	59.51%	27.90%	9.66%	1.85%	1.08%
13	Query	The teachers identify your strengths and encourage you with providing right level of challenges. (N=1295)				
	Options	Fully	Reasonably	Partially	Slightly	Unable to
	Response	58.92%	28.03%	6.64%	4.02%	2.39%
14	Query	Teachers are able to identify your weaknesses and help you to overcome them. (N=1295)				
	Options	Every time	Usually	Occasionally/ Sometimes	Rarely	Never
	Response	58.22%	25.79%	6.80%	5.48%	3.71%
15	Query	The institution makes effort to engage students in the monitoring, review and continuous quality improvement of the teaching learning process. (N=1295)				
	Options	Strongly agree	Agree	Neutral	Disagree	Strongly disagree
	Response	48.88%	38.92%	9.50%	1.39%	1.31%
16	Query	The institute/ teachers use student centric methods, such as experiential learning, participative learning and problem-solving methodologies for enhancing learning experiences. (N=1295)				
	Options	To a great extent	Moderate	Some what	Very little	Not at all
	Response	51.27%	34.36%	5.48%	6.41%	2.47%
17	Query	Teachers encourage you to participate in extracurricular activities. (N=1295)				
	Options	Strongly Agree	Agree	Neutral	Disagree	Strongly disagree
	Response	55.29%	32.43%	8.88%	2.08%	1.31%
18	Query	Efforts are made by the institute/ teachers to inculcate soft skills, life skills and employability skills to make you ready for the world of work. (N=1295)				
	Options	To a great extent	Moderate	Some what	Very little	Not at all
	Response	55.06%	31.89%	6.18%	4.79%	2.08%
19	Query	What percentage of teachers use ICT tools such as LCD projector, Multimedia, etc. while teaching? (N=1295)				
	Options	Above 90%	70 – 89%	50 – 69%	30 – 49%	Below 29%
	Response	43.71%	30.73%	10.97%	4.17%	10.42%
20	Query	The overall quality of teaching-learning process in your institute is very good. (N=1295)				
	Options	Strongly Agree	Agree	Neutral	Disagree	Strongly disagree
	Response	54.21%	34.75%	8.65%	1.08%	1.31%



Co-ordinator,
Internal Quality Assurance Cell (IQAC),
A.V.C. College (Autonomous),
Mannampandal, Mayiladuthurai-609 305.


PRINCIPAL,
A.V.C. COLLEGE (Autonomous),
MANNAMPANDAL-609 305,
MAYILADUTURAI.

A.V.C. COLLEGE (AUTONOMOUS)

(UGC recognized "College for Potential with Excellence – Phase I & II)

(NIRF All India Ranking 2020 : College (Rank band : 101-150)

MANNAMPANDAL, MAYILADUTHURAI - 609305



Ph: 04364 – 222264

Fax: 04364 - 222264

Website: www.avccollege.netE-mail: avccollegeauto@gmail.comavcciqacr@gmail.com**All Science students - Student Satisfaction Survey on Teaching Learning Process for 2019-20**

1.	Query	How much of the syllabus was covered in the class? (N=2257)				
	Options	85 to100%	70 to84%	55 to69%	30 to 54%	Below 30%
	Response	70.89%	23.04%	4.92%	0.71%	0.44%
2	Query	How well did the teachers prepare for the classes? (N=2257)				
	Options	Thoroughly	Satisfactorily	Poorly	Indifferently	Won't teach at all
	Response	39.48%	56.62%	1.95%	1.33%	0.62%
3	Query	How well were the teachers able to communicate? (N=2257)				
	Options	Always effective	Sometimes effective	Just satisfactorily	Generally ineffective	Very poor communication
	Response	66.68%	21.13%	9.79%	1.64%	0.75%
4	Query	The teacher's approach to teaching can best be described as (N=2257)				
	Options	Excellent	Very good	Good	Fair	Poor
	Response	43.15%	36.73%	18.43%	1.42%	0.27%
5	Query	Fairness of the internal evaluation process by the teachers. (N=2257)				
	Options	Always Fair	Usually Fair	Sometimes unfair	usually unfair	Unfair
	Response	57.51%	33.19%	7.27%	0.58%	1.46%
6	Query	Was your performance in assignments discussed with you? (N=2257)				
	Options	Every time	Usually	Occasionally/ Sometimes	Rarely	Never
	Response	50.07%	35.18%	8.37%	4.56%	1.82%
7	Query	The institute takes active interest in promoting internship, student exchange, field visit opportunities for students. (N=2257)				
	Options	Regularly	Often	Sometimes	Rarely	Never
	Response	58.48%	15.68%	18.34%	4.25%	3.23%
8	Query	The teaching and mentoring process in your institution facilitates you in cognitive, social and emotional growth. (N=2257)				
	Options	Significantly	Very well	Moderately	Marginally	Not at all
	Response	30.97%	52.37%	12.72%	2.08%	1.86%
9	Query	The institution provides multiple opportunities to learn and grow (N=2257)				
	Options	Strongly agree	Agree	Neutral	Disagree	Strongly disagree
	Response	42.45%	42.53%	12.36%	2.13%	0.53%
10	Query	Teachers inform you about your expected competencies, course outcomes and programme outcomes. (N=2257)				
	Options	Every time	Usually	Occasionally/ Sometimes	Rarely	Never
	Response	52.10%	35.53%	7.44%	3.81%	1.11%

11	Query	Your mentor does a necessary follow-up with an assigned task to you. (N=2257)				
	Options	Every time	Usually	Occasionally/ Sometimes	Rarely	I don't have a mentor
	Response	44.31%	35.31%	15.02%	3.23%	2.13%
12	Query	The teachers illustrate the concepts through examples and applications. (N=2257)				
	Options	Every time	Usually	Occasionally/ Sometimes	Rarely	Never
	Response	53.59%	32.58%	10.37%	2.44%	1.02%
13	Query	The teachers identify your strengths and encourage you with providing right level of challenges. (N=2257)				
	Options	Fully	Reasonably	Partially	Slightly	Unable to
	Response	51.97%	30.39%	10.46%	3.99%	3.19%
14	Query	Teachers are able to identify your weaknesses and help you to overcome them. (N=2257)				
	Options	Every time	Usually	Occasionally/ Sometimes	Rarely	Never
	Response	49.40%	29.42%	9.48%	7.27%	4.43%
15	Query	The institution makes effort to engage students in the monitoring, review and continuous quality improvement of the teaching learning process. (N=2257)				
	Options	Strongly agree	Agree	Neutral	Disagree	Strongly disagree
	Response	41.38%	42.49%	13.25%	1.95%	0.93%
16	Query	The institute/ teachers use student centric methods, such as experiential learning, participative learning and problem-solving methodologies for enhancing learning experiences. (N=2257)				
	Options	To a great extent	Moderate	Some what	Very little	Not at all
	Response	45.46%	40.45%	7.44%	5.01%	1.64%
17	Query	Teachers encourage you to participate in extracurricular activities. (N=2257)				
	Options	Strongly Agree	Agree	Neutral	Disagree	Strongly disagree
	Response	49.22%	34.69%	12.54%	2.17%	1.37%
18	Query	Efforts are made by the institute/ teachers to inculcate soft skills, life skills and employability skills to make you ready for the world of work. (N=2257)				
	Options	To a great extent	Moderate	Some what	Very little	Not at all
	Response	48.34%	38.81%	6.73%	4.61%	1.51%
19	Query	What percentage of teachers use ICT tools such as LCD projector, Multimedia, etc. while teaching? (N=2257)				
	Options	Above 90%	70 – 89%	50 – 69%	30 – 49%	Below 29%
	Response	43.82%	31.50%	12.63%	5.01%	7.04%
20	Query	The overall quality of teaching-learning process in your institute is very good. (N=2257)				
	Options	Strongly Agree	Agree	Neutral	Disagree	Strongly disagree
	Response	48.96%	38.77%	10.23%	1.51%	0.53%



Co-ordinator,

Internal Quality Assurance Cell (IQAC),
A.V.C. College (Autonomous),
Mannampandal, Mayiladuthurai-609 305.



PRINCIPAL,
A.V.C. COLLEGE (Autonomous),
MANNAMPANDAL-609 305,
MAYILADUTURAI,

